
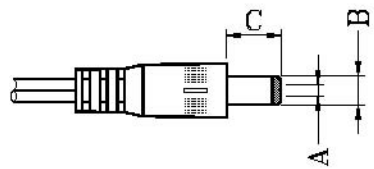
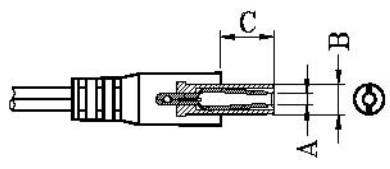




SINGLE DC OUTPUT PLUGS & CONNECTORS


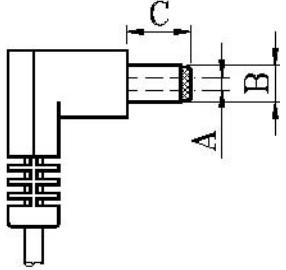
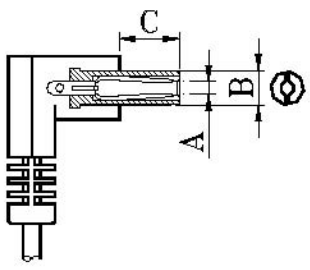
Dimension mm(inch)

| ITEM | A(ID)Φ | B(OD) Φ | C(L) | TYPE |
|--------|------------|------------|------------|--|
| PF-01* | 2.10(0.08) | 5.00(0.20) | 9.50(0.37) | <p style="text-align: center;">PF Plug straight Female Type</p>    |
| PF-02* | 2.10(0.08) | 5.50(0.22) | 9.50(0.37) | |
| PF-03* | 2.50(0.10) | 5.00(0.20) | 9.50(0.37) | |
| PF-04* | 2.50(0.10) | 5.50(0.22) | 9.50(0.37) | |
| PF-05 | 2.10(0.08) | 5.00(0.20) | 11.0(0.43) | |
| PF-06 | 2.10(0.08) | 5.50(0.22) | 11.0(0.43) | |
| PF-07 | 2.50(0.10) | 5.00(0.20) | 11.0(0.43) | |
| PF-08 | 2.50(0.10) | 5.50(0.22) | 11.0(0.43) | |
| PF-09 | 2.10(0.08) | 5.00(0.20) | 12.0(0.47) | |
| PF-10 | 2.10(0.08) | 5.50(0.22) | 12.0(0.47) | |
| PF-11 | 2.50(0.10) | 5.00(0.20) | 12.0(0.47) | |
| PF-12 | 2.50(0.10) | 5.50(0.22) | 12.0(0.47) | |
| PF-13 | 2.10(0.08) | 5.50(0.22) | 12.5(0.49) | |
| PF-14 | 2.10(0.08) | 5.00(0.20) | 14.0(0.55) | |
| PF-15 | 2.10(0.08) | 5.50(0.22) | 14.0(0.55) | |
| PF-16 | 2.50(0.10) | 5.50(0.22) | 14.0(0.55) | |
| PF-17 | 1.35(0.05) | 3.50(0.18) | 6.50(0.26) | |
| PF-18 | 2.50(0.10) | 5.50(0.22) | 10.0(0.39) | |
| PF-19 | 3.00(0.12) | 6.30(0.25) | 12.0(0.47) | |
| PF-20 | 1.50(0.06) | 5.50(0.22) | 11.0(0.43) | |
| PF-21 | 1.70(0.07) | 4.00(0.16) | 11.0(0.43) | |
| PF-22 | 1.35(0.05) | 3.50(0.18) | 9.50(0.37) | |
| PF-23 | 1.35(0.05) | 3.50(0.18) | 6.00(0.24) | |
| PF-24 | 1.35(0.05) | 3.50(0.18) | 7.00(0.28) | |
| PF-25 | 2.10(0.08) | 5.50(0.22) | 8.76(0.35) | |
| PF-26 | 0.70(0.03) | 2.35(0.09) | 10.5(0.41) | |
| PF-27 | 3.50(0.14) | 5.00(0.20) | 12.0(0.47) | |
| PF-28 | 1.70(0.07) | 4.75(0.19) | 9.50(0.37) | |
| PF-29 | 1.70(0.07) | 4.00(0.16) | 13.0(0.51) | |
| PF-30 | 1.70(0.07) | 4.00(0.16) | 9.50(0.37) | |
| PF-31 | 3.30(0.13) | 5.50(0.22) | 9.50(0.37) | |
| PF-32 | 1.35(0.05) | 3.80(0.15) | 7.00(0.28) | |



SINGLE DC OUTPUT PLUGS & CONNECTORS





Dimension mm(inch)

| ITEM | A(ID)Φ | B(OD) Φ | C(L) | TYPE |
|---------|------------|------------|------------|---|
| PLF-01★ | 2.10(0.08) | 5.00(0.20) | 9.50(0.37) | PLF Plug L-Female Type   (PF-XX★ ★:Turning Fork)  |
| PLF-02★ | 2.10(0.08) | 5.50(0.22) | 9.50(0.37) | |
| PLF-03★ | 2.50(0.10) | 5.00(0.20) | 9.50(0.37) | |
| PLF-04★ | 2.50(0.10) | 5.50(0.22) | 9.50(0.37) | |
| PLF-05 | 2.10(0.08) | 5.00(0.20) | 11.0(0.43) | |
| PLF-06 | 2.10(0.08) | 5.50(0.22) | 11.0(0.43) | |
| PLF-07 | 2.50(0.10) | 5.00(0.20) | 11.0(0.43) | |
| PLF-08 | 2.50(0.10) | 5.50(0.22) | 11.0(0.43) | |
| PLF-09 | 2.10(0.08) | 5.00(0.20) | 12.0(0.47) | |
| PLF-10 | 2.10(0.08) | 5.50(0.22) | 12.0(0.47) | |
| PLF-11 | 2.50(0.10) | 5.00(0.20) | 12.0(0.47) | |
| PLF-12 | 2.50(0.10) | 5.50(0.22) | 12.0(0.47) | |
| PLF-13 | 2.10(0.08) | 5.50(0.22) | 12.5(0.49) | |
| PLF-14 | 2.10(0.08) | 5.00(0.20) | 14.0(0.55) | |
| PLF-15 | 2.10(0.08) | 5.50(0.22) | 14.0(0.55) | |
| PLF-16 | 2.50(0.10) | 5.50(0.22) | 14.0(0.55) | |
| PLF-17 | 1.35(0.05) | 3.50(0.18) | 6.50(0.26) | |
| PLF-18 | 2.50(0.10) | 5.50(0.22) | 10.0(0.39) | |
| PLF-19 | 3.00(0.12) | 6.30(0.25) | 12.0(0.47) | |
| PLF-20 | 1.50(0.06) | 5.50(0.22) | 11.0(0.43) | |
| PLF-21 | 1.70(0.07) | 4.00(0.16) | 11.0(0.43) | |
| PLF-22 | 1.35(0.05) | 3.50(0.18) | 9.50(0.37) | |
| PLF-23 | 1.35(0.05) | 3.50(0.18) | 6.00(0.24) | |
| PLF-24 | 1.35(0.05) | 3.50(0.18) | 7.00(0.28) | |
| PLF-25 | 2.10(0.08) | 5.50(0.22) | 8.76(0.35) | |
| PLF-26 | 0.70(0.03) | 2.35(0.09) | 10.5(0.41) | |
| PLF-27 | 3.50(0.14) | 5.00(0.20) | 12.0(0.47) | |
| PLF-28 | 1.70(0.07) | 4.75(0.19) | 9.50(0.37) | |
| PLF-29 | 1.70(0.07) | 4.00(0.16) | 13.0(0.51) | |
| PLF-30 | 1.70(0.07) | 4.00(0.16) | 9.50(0.37) | |
| PLF-31 | 3.30(0.13) | 5.50(0.22) | 9.50(0.37) | |
| PLF-32 | 1.35(0.05) | 3.80(0.15) | 7.00(0.28) | |




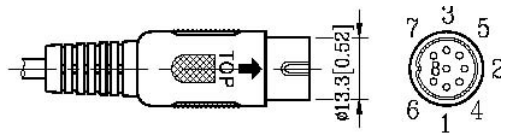

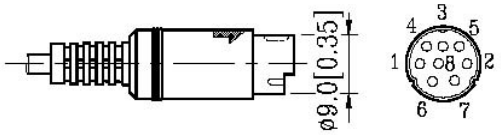
SINGLE DC OUTPUT PLUGS & CONNECTORS

Dimension
mm(inch)

| ITEM | A(ID)Φ | B(OD) Φ | C(L) | TYPE |
|---------------|-----------|-----------|------------|--|
| PM-01 | 2.3(0.09) | 2.5(0.10) | 11.0(0.43) | PM Plug straight Male Type  |
| PM-02 | 2.3(0.09) | 2.5(0.10) | 11.5(0.45) | |
| PM-03 | 2.3(0.09) | 2.5(0.10) | 12.0(0.47) | |
| PM-04 | 2.3(0.09) | 2.5(0.10) | 14.0(0.55) | |
| PM-05 | 3.0(0.12) | 3.5(0.14) | 11.0(0.43) | |
| PM-06 | 3.0(0.12) | 3.5(0.14) | 14.0(0.55) | |
| PM-07 | 3.0(0.12) | 3.5(0.14) | 14.5(0.57) | |
| PLM-01 | 2.3(0.09) | 2.5(0.10) | 11.0(0.43) | PLM Plug L-Male Type  |
| PLM-02 | 2.3(0.09) | 2.5(0.10) | 11.5(0.45) | |
| PLM-03 | 2.3(0.09) | 2.5(0.10) | 12.0(0.47) | |
| PLM-04 | 2.3(0.09) | 2.5(0.10) | 14.0(0.55) | |
| PLM-05 | 3.0(0.12) | 3.5(0.14) | 11.0(0.43) | |
| PLM-06 | 3.0(0.12) | 3.5(0.14) | 14.0(0.55) | |
| PLM-07 | 3.0(0.12) | 3.5(0.14) | 14.5(0.57) | |
| PFI | 1.9(0.07) | 6.2(0.24) | 8.00(0.31) | PFI Plug straight Female I Type  |
| PLFI | 1.9(0.07) | 6.2(0.24) | 8.00(0.31) | PLFI Plug L-Female I Type  |



SIZE OF MULTIPLE DC OUTPUT PLUGS & CONNECTORS

| ITEM | PINS | PINS LOCATIONS | TYPE | |
|--------------|------|--------------------|--|---|
| PD-3 | 3 | NO. 1,2,3 | <p>PD Plug DIN 3-8 pins Connector</p>  <p>Dimension mm(inch)</p>  | |
| PD-4 | 4 | NO. 4,5,6,7 | | |
| PD-5 | 5 | NO. 1,2,3,4,5 | | |
| PD-6 | 6 | NO.2,4,5,6,7,8 | | |
| PD-7 | 7 | NO.1,2,3,4,5,6,7 | | |
| PD-8 | 8 | NO.1,2,3,4,5,6,7,8 | | |
| PMD-3 | 3 | NO. 1,2,3 | | <p>PMD Plug Mini-DIN 3-8 pins Connector</p>  <p>Dimension mm(inch)</p>  |
| PMD-4 | 4 | NO. 1,2,4,5 | | |
| PMD-5 | 5 | NO. 1,2,4,5,6 | | |
| PMD-6 | 6 | NO. 1,2,4,5,6,7 | | |
| PMD-7 | 7 | NO. 1,2,3,4,5,6,7 | | |
| PMD-8 | 8 | NO.1,2,3,4,5,6,7,8 | | |